


V5 MR16 Dimmable



# ALTLED® Asteria Series

Specification Sheet

**ALT Transformer ONLY**

## Product Introduction

ASTERIA is a minor planet that orbits the Sun, and also considered in the Greek Mythology as the Amazon that defeat the all mighty Heracles. ALT's ASTERIA can be presented as a strong, smart and efficient light bulb. ALT's Asteria MR16 series guarantees the outstanding efficiency and quality of High Power Products. All these make our MR16 products ideal for general business and decorative lighting purpose, including shop Lighting, Hotel lighting, and Commercial Applications. You can simply install it within the showcase of the boutique, and add up bonus for the display. Also, Asteria MR16 series can easily and smartly help you lessen energy consumption up to 90%, it will enhance your business profitability and help the environment to flourish. Asteria MR16 series certainly be the product to create a more beautiful and efficient world.

## Certificates



## Features

- ✓ Smooth dimming function fades from 100% to 0% light output without flicker.
- ✓ Elegant, rich and long-lasting lighting output ideal for Interior design.
- ✓ High density aluminum increase heat dissipation.
- ✓ Up to 90% energy saving compared to standard halogen lamp.

## Application

- ✓ Shop Lighting
- ✓ Commercial Lighting
- ✓ Boutique Lighting
- ✓ Illumination Lighting
- ✓ Hotel Lighting



## Specifications

Item	Specification	Details		
Output	Beam Angle	25°, 38°, 45°, 50°, 60°, 90°, 100°, 120°, 135°		
	Colour Range	TW / NW / WW		
	Lumen Maintenance	30,000+ hours		
Electrical	Input Voltage	110V AC or 220V AC		
	Power Consumption	7 Watts		
Physical	Bases	<ul style="list-style-type: none"> <li>· GX 5.3 / GU 5.3</li> <li>· E26 / 24 (US)</li> <li>· E26 / 27 (EURO)</li> <li>· GU10 / GZ10</li> <li>· E210</li> <li>· E11</li> <li>· E12</li> <li>· E14</li> <li>· E17</li> <li>· B22D</li> <li>· BA15D</li> <li>· BA15S</li> </ul>		
		Weight	0.88 ~ 1.69 oz. (25 ~ 48 g)	
		Lens	Optics PMMA	
		Operating Temperature	-4° F to 104° F (-20°C to 40°C)	
		Humidity	0 – 95%, non-condensing	
		Certification and Safety	Certifications	CE , FCC , C-Tick , RoHS , LVD , Laser Testing , ETL, REACH
			Environment	Not for use in totally enclosed fixtures Suitable for damp location
			Warranty	3 years
		<b>Two Million Worldwide Product Liability Insurance.</b>		

## Chipset Luminous Flux

Chipsets	CREE XP-G
Power Consumption	7W
Beam Angle	10% 38° / 50° / 120°
True White	CRI 80 720 lm
Natural White	CRI 80 590 lm
Warm White	CRI 80 520 lm

Chipsets	CREE XB-D
Power Consumption	7W
Beam Angle	10% 38° / 60° / 90° / 100° / 120° / 135°
True White	CRI 70 720 lm
Natural White	CRI 80 590 lm
Warm White	CRI 80 520 lm

Chipsets	LUXEON Rebel ES
Power Consumption	7W
Beam Angle	10% 45° / 60°
True White	CRI 80 720 lm
Natural White	CRI 80 590 lm
Warm White	CRI 80 520 lm
	CRI 90 400 lm

Chipsets	OSRAM OSOLON SSL 150 LED
Power Consumption	7W
Beam Angle	10% 25° / 38° / 45° / 120°
True White	CRI 70 720 lm
Natural White	CRI 82 590 lm
	CRI 95 520 lm
Warm White	CRI 82 520 lm
	CRI 95 400 lm

※All Chipset Luminous Flux Data are indicated in max values.

## Optical Characteristics

Dominant Wavelength (nm) or Colour Temperature (K)

### CREE LED Chips

Correlated Colour Temperature	Min.	Typ.	Max.
True White	4500K	6500K	10000K
Natural White	3500K	4100K	4500K
Warm White	2540K	3100K	3500K

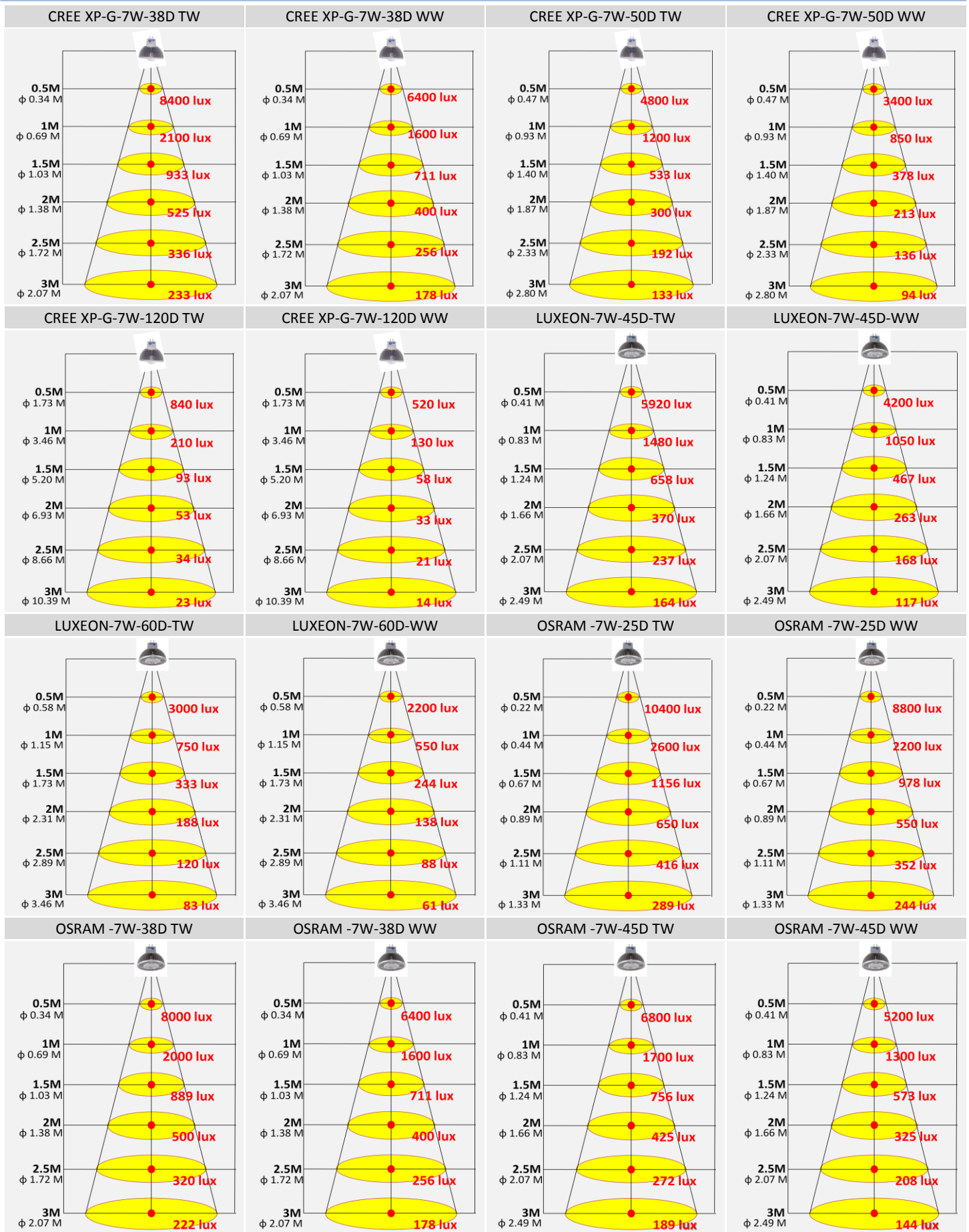
### LUXEON LED Chips

Correlated Colour Temperature	Min.	Typ.	Max.
True White	4500K	5650K	10000K
Natural White	3500K	4100K	4500K
Warm White	2540K	3100K	3500K

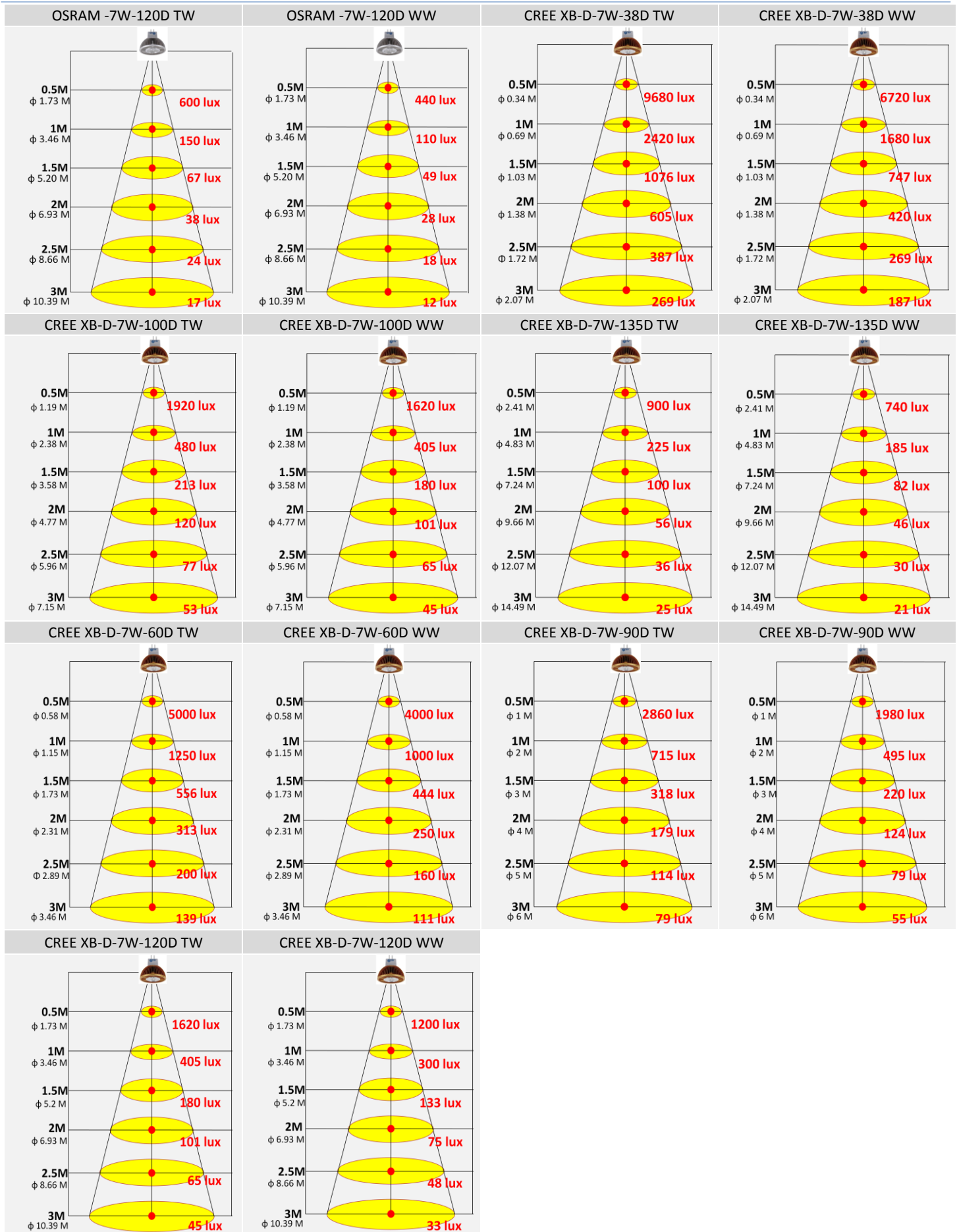
### OSRAM LED Chips

Correlated Colour Temperature	Min.	Typ.	Max.
True White	5000K	6000K	7000K
Natural White	3500K	4000K	5000K
Warm White	2700K	3000K	3500K

# Illuminance at Distance



# Illuminance at Distance



# Mechanical Dimensions

Design GX5.3 / GU 5.3



Design E26/24 (US)



Design E26 / 27 (EURO)



Design GU10/GZ10



Design E11



Design E14 (US)



Design E14 (EURO)



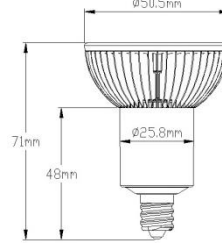
Design E17



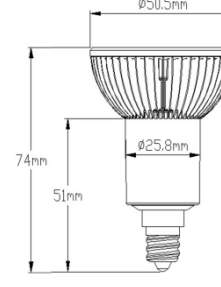
Design B22D



Design E12 (US)



Design E12 (EURO)



Design E210



Design BA15D



Design BA15S



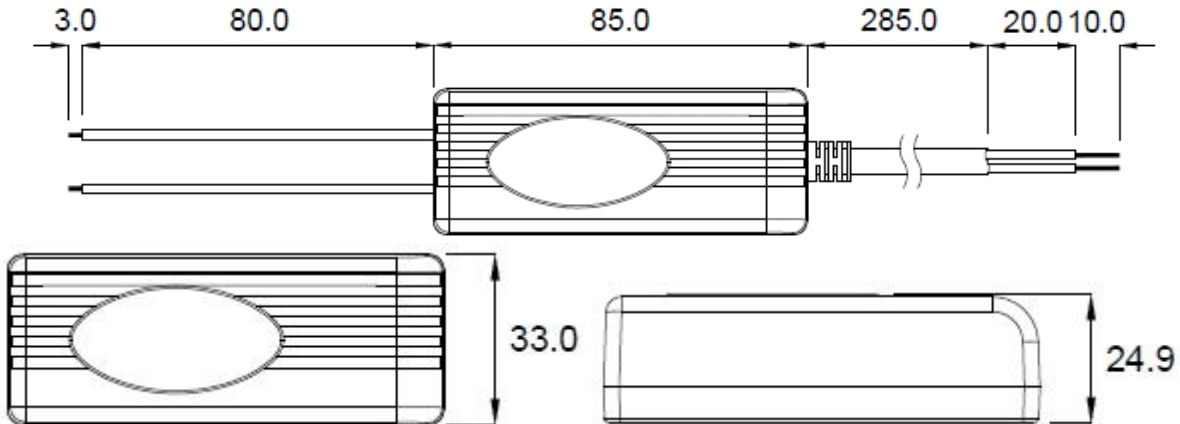
M01 Fixture



M02 Fixture

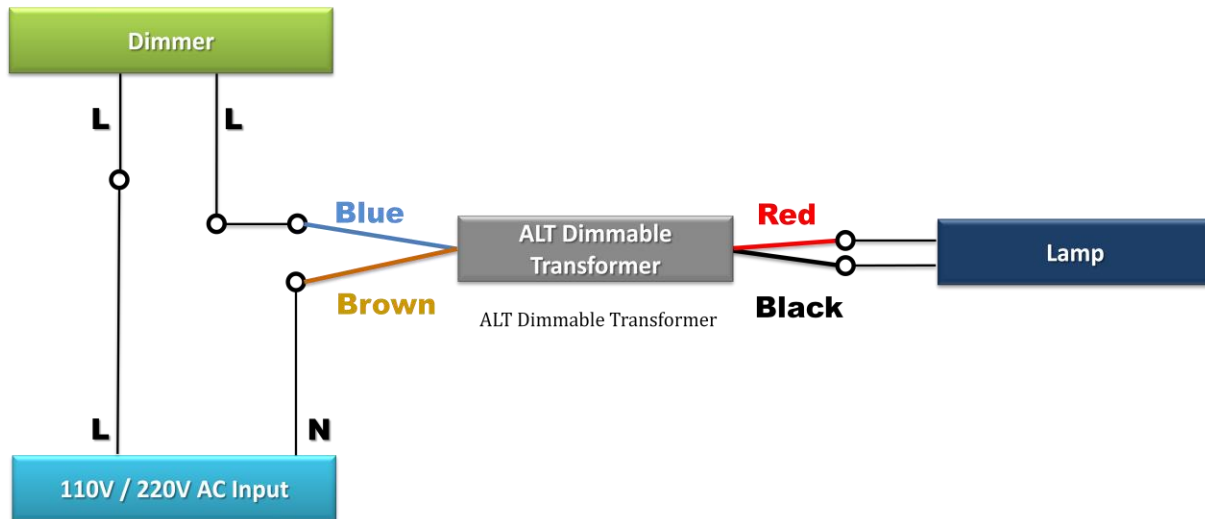


ALT 8V Transformer



Unit : mm

## Transformer Installation Instruction



## Compatible Dimmers List

Compatible Dimmers List		
100V~120V AC Types		
Brand	Type	Max. Watts
ELECTRON	CONTROL	500W
LUTRON	TGCL-153PH-LA	150W
LUTRON	TG-600P	600W
LUTRON	TG-603PR-WH	600W
LUTRON	CTEL-303P	600W
LUTRON	CTCL-153PDH-WH	600W
LUTRON	DVLV-600P	600W
LUTRON	MAELV-600	600W
LUTRON	DV-603PR-WH	600W
LUTRON	S-600P-WH	600W
LUTRON	S-600H-WH	600W
LEVITON	IPL06	600W
LEVITON	IPI06	600W
LEVITON	R60-6684-1IW	600W

Compatible Dimmers List		
220V~240V AC Types		
Brand	Type	Max. Watts
CLIPSAL	TRAILING EDGE 32E450TM	450W
CLIPSAL	UNIVERSAL EDGE 31E2RUDM	350W
HPM	TRAILING EDGE - Cat 400T	400W
Hagerblu	LEADING EDG WBMD401TO	400W