

Dimmable AR111



ALTLED® **Orion** Series

Specification Sheet

Product Introduction

ALT Orion Series AR111 LED owns the most choices of angles and the widest range of color temperatures to create colourful lighting effects. It uses the aerospace-industrial level of cooling technology with the longest span life up to 50,000 hours. It also uses the world-class Chips and the 12W ALT AR111 LED instead of the 100W traditional halogen bulbs to save up to 90% of energy which creates more fun on shopping and keeps the finest moment for all works of art.

Certificates



Features

- ✓ Elegant, rich and long-lasting lighting output ideal for Interior design.
- ✓ High density aluminum increase heat dissipation.
- ✓ Up to 90% energy saving compared to standard halogen lamp

Application

- ✓ Shopping Mall Lighting
- ✓ Boutique Lighting
- ✓ Showcase Lighting



Specifications

Item	Specification	Details
Output	Beam Angle	20°, 24°, 30°, 45°, 50°, 60°, 90°, 135°
	Colour Range	TW / NW / WW
	Lumen Maintenance	50,000 hours
Electrical	Input Voltage	DC 18V
	Power Consumption	10 Watts
	Bases	GX53
Physical	Weight	8.82 oz. (250 g)
	Lens	Optics PMMA
	Operating Temperature	-4° F to 104° F (-20°C to 40°C)
	Humidity	0 – 95%, non-condensing
Certification and Safety	Certifications	CE, FCC, RoHS, Laser Testing
	Environment	Not for use in totally enclosed fixtures Suitable for damp location
	Warranty	3 years
	Two Million Worldwide Product Liability Insurance.	

Lamp Luminous Flux

Chipsets		CREE XP-E	LUXEON Rebel
Power Consumption		10W	10W
Beam Angle 50%		20° / 30° / 45° / 60° / 90° / 135°	
True White	CRI 80	660 lm	660 lm
Natural White	CRI 80	600 lm	650 lm
Warm White	CRI 80	550 lm	470 lm
	CRI 90		380 lm

Chipsets		CREE XP-G	LUXEON Rebel ES
Power Consumption		10W	10W
Beam Angle 50%		24° / 30° / 50° / 60° / 90° / 135°	
True White	CRI 80	780 lm	670 lm
Natural White	CRI 80	630 lm	660 lm
Warm White	CRI 80	600 lm	550 lm
	CRI 90		440 lm

Chipsets		EPISTAR
Power Consumption		10W
Beam Angle 50%		45° / 60° / 90°
True White	CRI 98	460 lm
Warm White	CRI 98	360 lm

Chipsets		CREE XT-E
Power Consumption		10W
Beam Angle 50%		20° / 30° / 45° / 60°
True White	CRI 70	920 lm
Natural White	CRI 80	780 lm
Warm White	CRI 80	590 lm
		560 lm (2200K)

※All Lamp Luminous Flux Data are indicated in max values.

Optical Characteristics

Dominant Wavelength (nm) or Colour Temperature (K)

LUXEON LED Chips

Correlated Colour Temperature	Min.	Typ.	Max.
True White	5000K	6000K	6500K
Natural White	3500K	4500K	5000K
Warm White	2700K	3000K	3500K

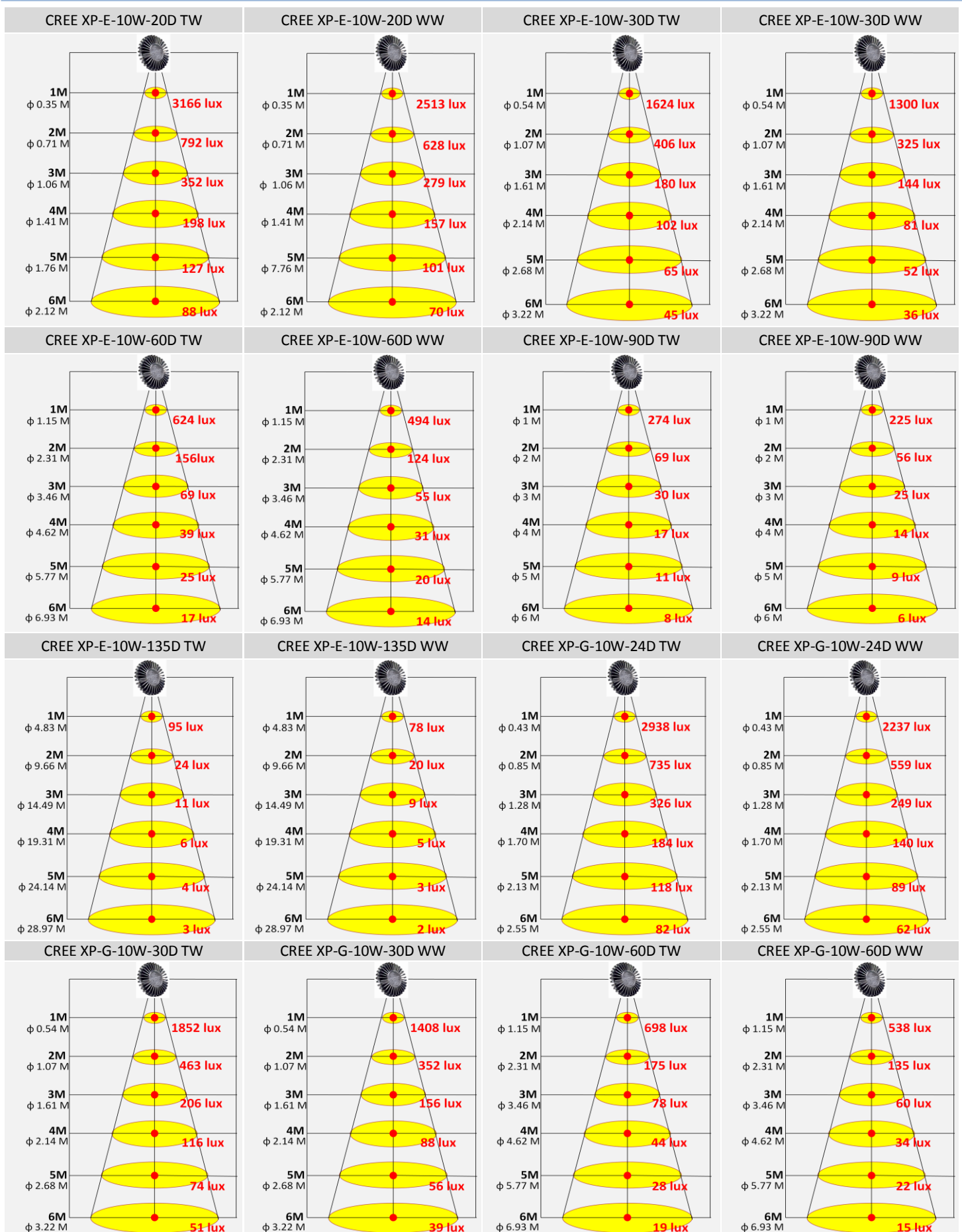
CREE LED Chips

Correlated Colour Temperature	Min.	Typ.	Max.
True White	5000K	6000K	6500K
Natural White	3500K	4500K	5000K
Warm White	2100K	3000K	3500K

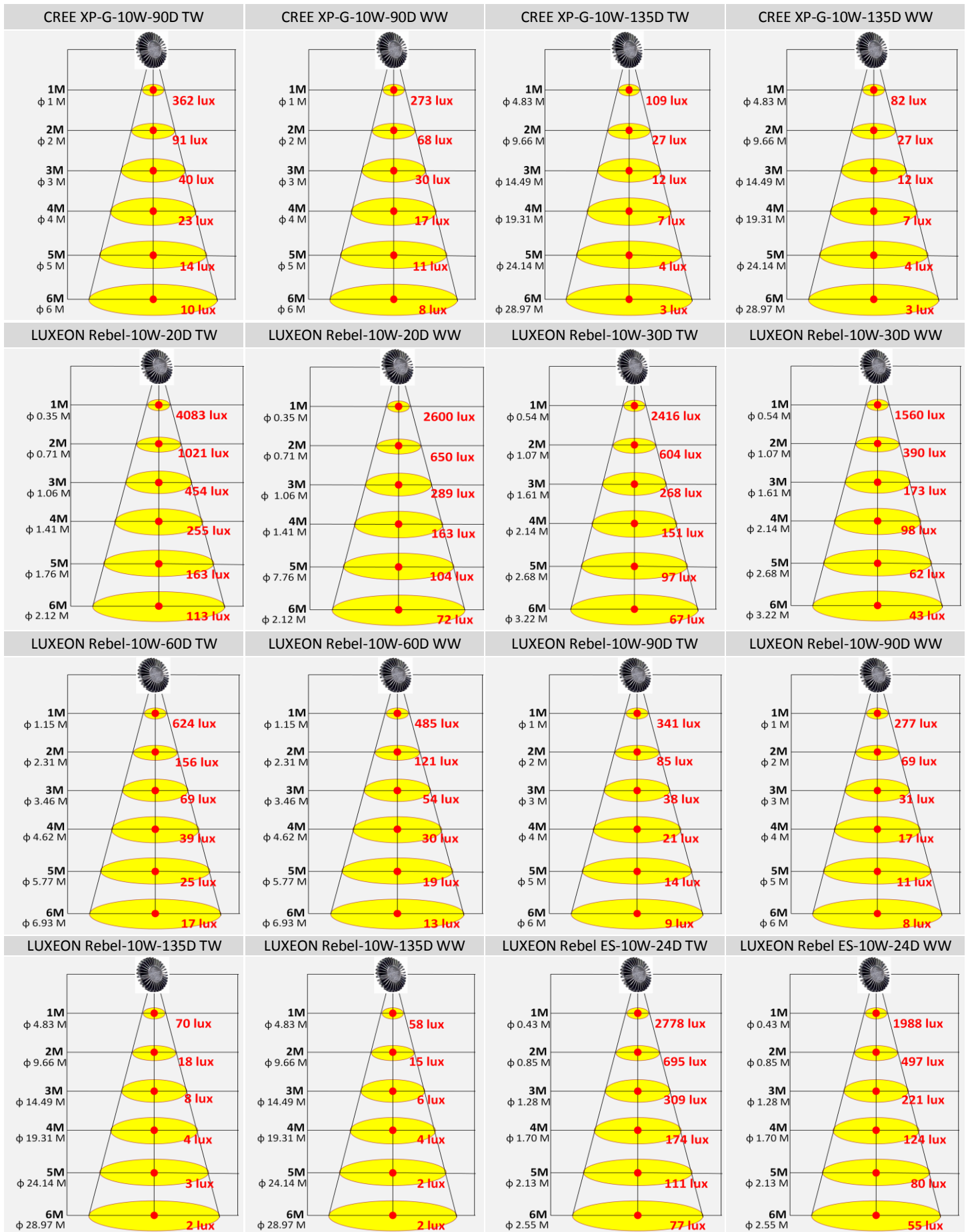
EPISTAR Chips

Correlated Colour Temperature	Min.	Typ.	Max.
True White	5000K	5500K	5700K
Warm White	2870K	3000K	3220K

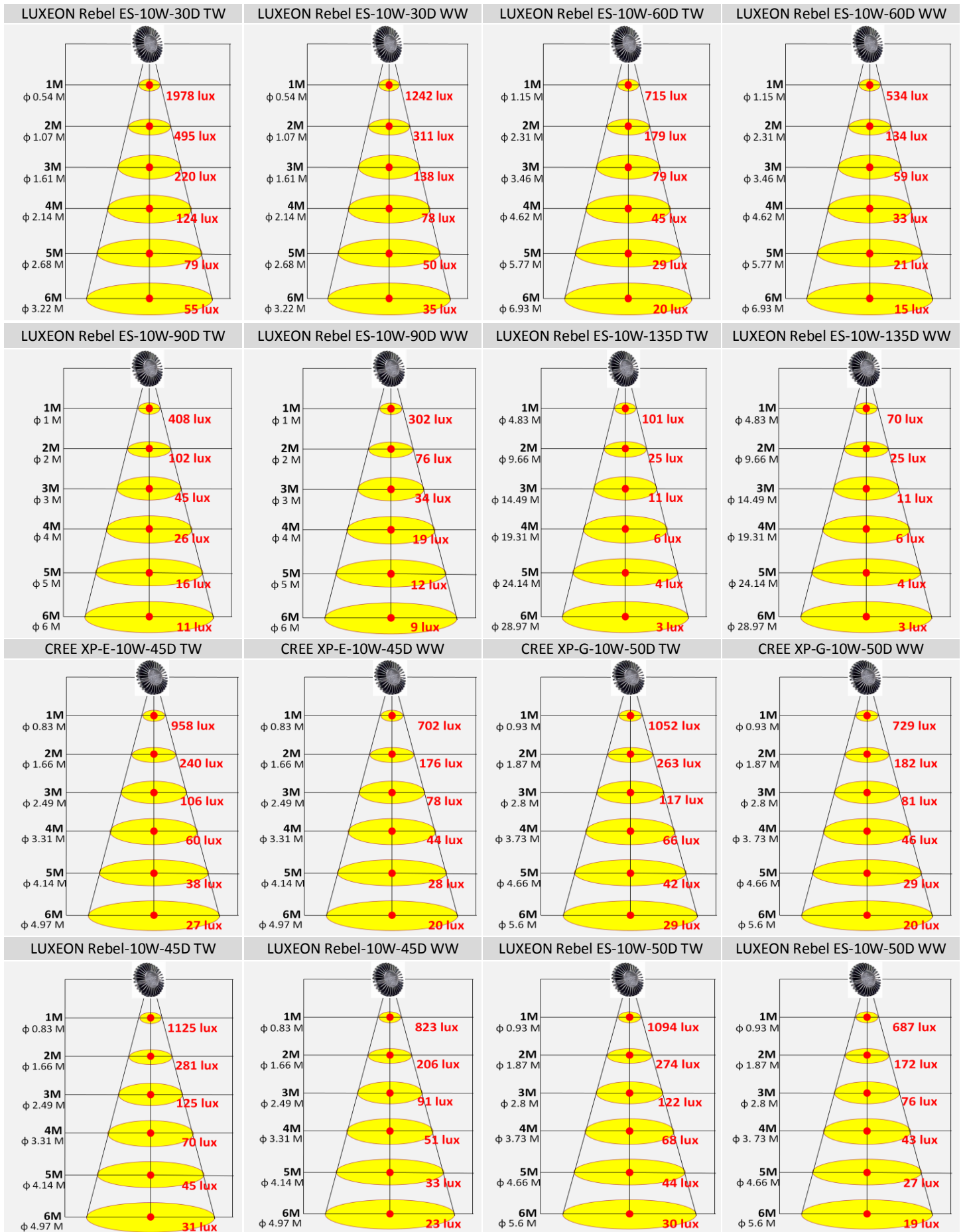
Illuminance at Distance



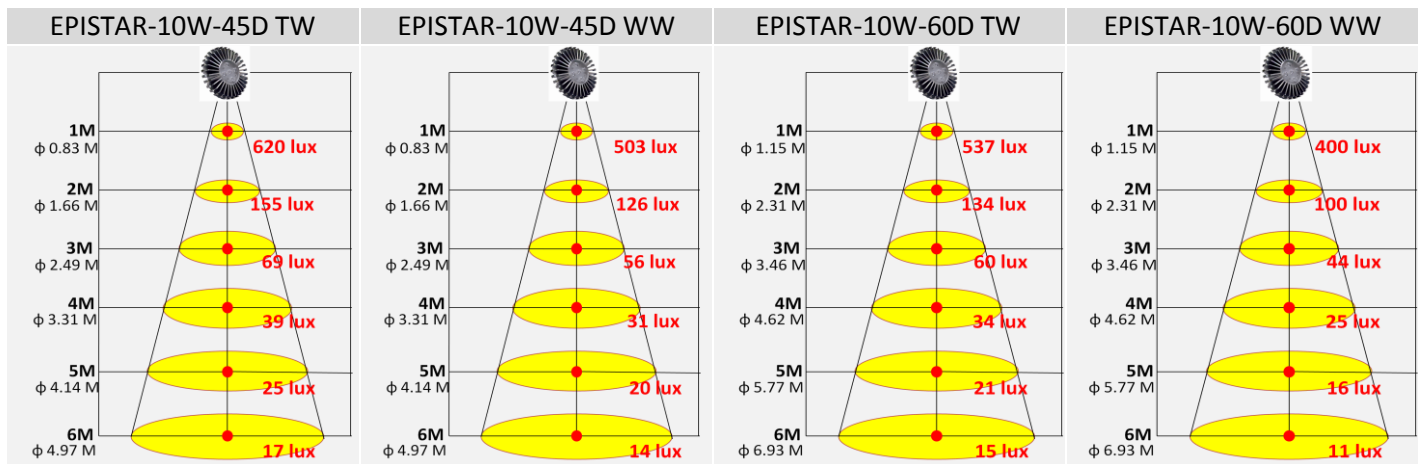
Illuminance at Distance



Illuminance at Distance



Illuminance at Distance



Mechanical Dimensions

