

MR11



ALTLED®

Asteria

Series

Specification Sheet

Product Introduction

ALT's Asteria MR11 series guarantees the outstanding efficiency and quality of high power products. All these make our MR11 products ideal for general business and decorative lighting purpose. Asteria MR11 only consumes 3W but produce 200 lm light output, and the weight is only 30g. Due to small size and weight, this product can fit in all kind of interior design and indoor decoration.

Certificates



Features

- ✓ Elegant, rich and long-lasting lighting output ideal for Interior design.
- ✓ High density aluminum increase heat dissipation.

Application

- ✓ Shop Lighting
- ✓ Commercial Lighting
- ✓ Boutique Lighting
- ✓ Illumination Lighting
- ✓ Hotel Lighting



Specifications

Item	Specification	Details
Output	Beam Angle	20°, 25°, 30°, 38°, 45°, 50°
	Colour Range	TW / NW / WW
	Lumen Maintenance	30,000+ hours
Electrical	Input Voltage	12V DC/AC
	Power Consumption	3 Watts
Physical	Bases	GU4
	Weight	1.06 oz. (30 g)
	Lens	Optics PMMA
	Operating Temperature	-4° F to 104° F (-20°C to 40°C)
	Humidity	0 – 95%, non-condensing
Certification and Safety	Certifications	CE, RoHS, Laser Testing
	Environment	Not for use in totally enclosed fixtures Suitable for damp location
	Warranty	3 years
Two Million Worldwide Product Liability Insurance.		

Lamp Luminous Flux

Chipsets		CREE XP-E	CREE XP-G
Power Consumption		3W	
Beam Angle	50%	20° / 30° / 45°	25° / 38° / 50°
True White	CRI 80	160 lm	200 lm
Natural White	CRI 80	125 lm	160 lm
Warm White	CRI 80	105 lm	140 lm

Chipsets		LUXEON Rebel	LUXEON Rebel ES
Power Consumption		3W	
Beam Angle	50%	20° / 30° / 45°	25° / 38° / 50°
True White	CRI 80	160 lm	190 lm
Natural White	CRI 80	130 lm	160 lm
Warm White	CRI 80	100 lm	140 lm
	CRI 90	85 lm	110 lm

Chipsets		CREE XB-D
Power Consumption		3W
Beam Angle	50%	38°
True White	CRI 70	200 lm
Natural White	CRI 80	160 lm
Warm White	CRI 80	140 lm

Chipsets		EPISTAR
Power Consumption		3W
Beam Angle	50%	30° / 45°
True White	CRI 98	75 lm
Warm White	CRI 98	60 lm

Chipsets		CREE XTE
Power Consumption		3W
Beam Angle	50%	20°、30°、45°
True White	CRI 70	220 lm
Natural White	CRI 80	180 lm
Warm White	CRI 80	160 lm
		140lm(2200k)

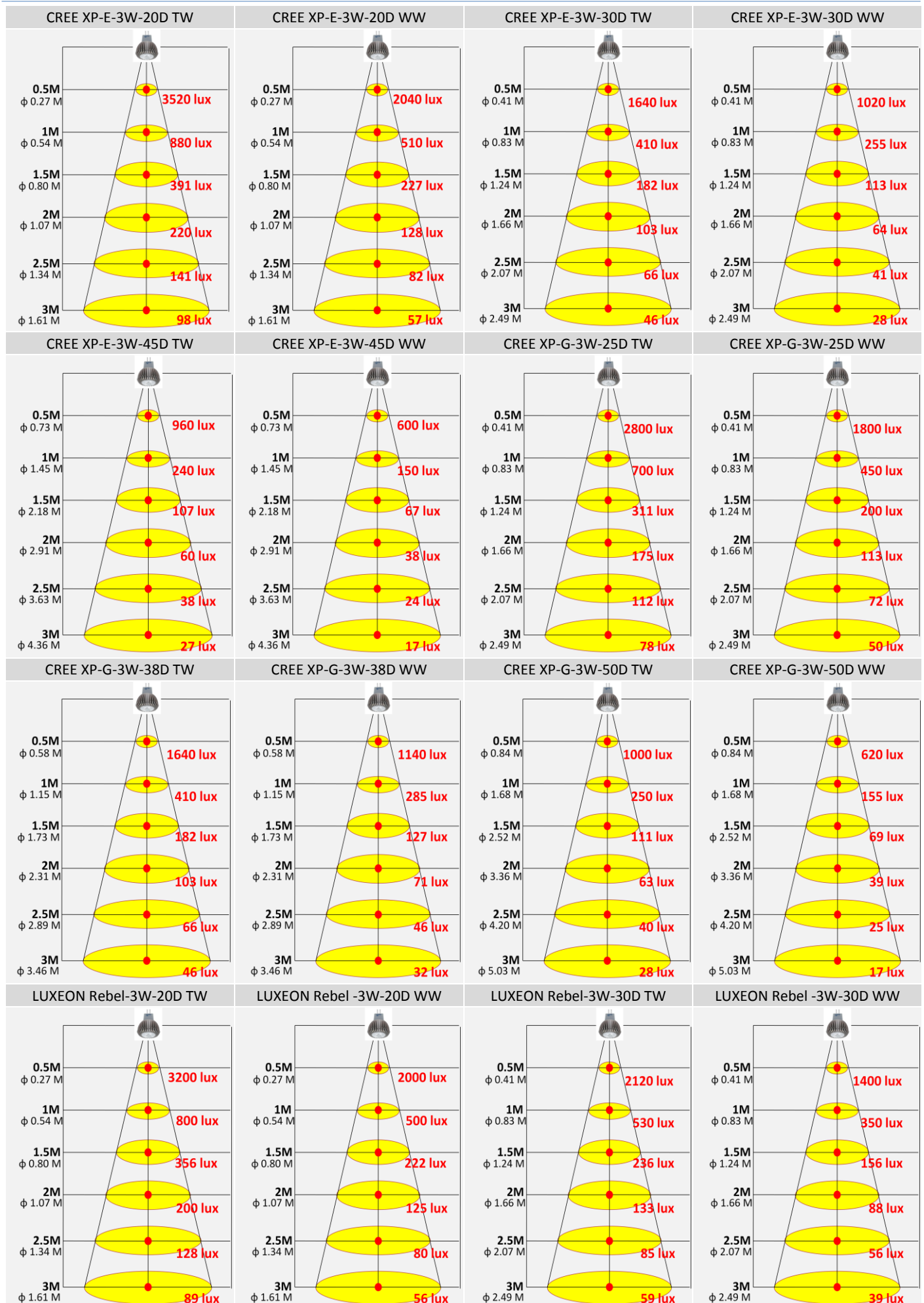
※All Lamp Luminous Flux Data are indicated in max values.

Optical Characteristics

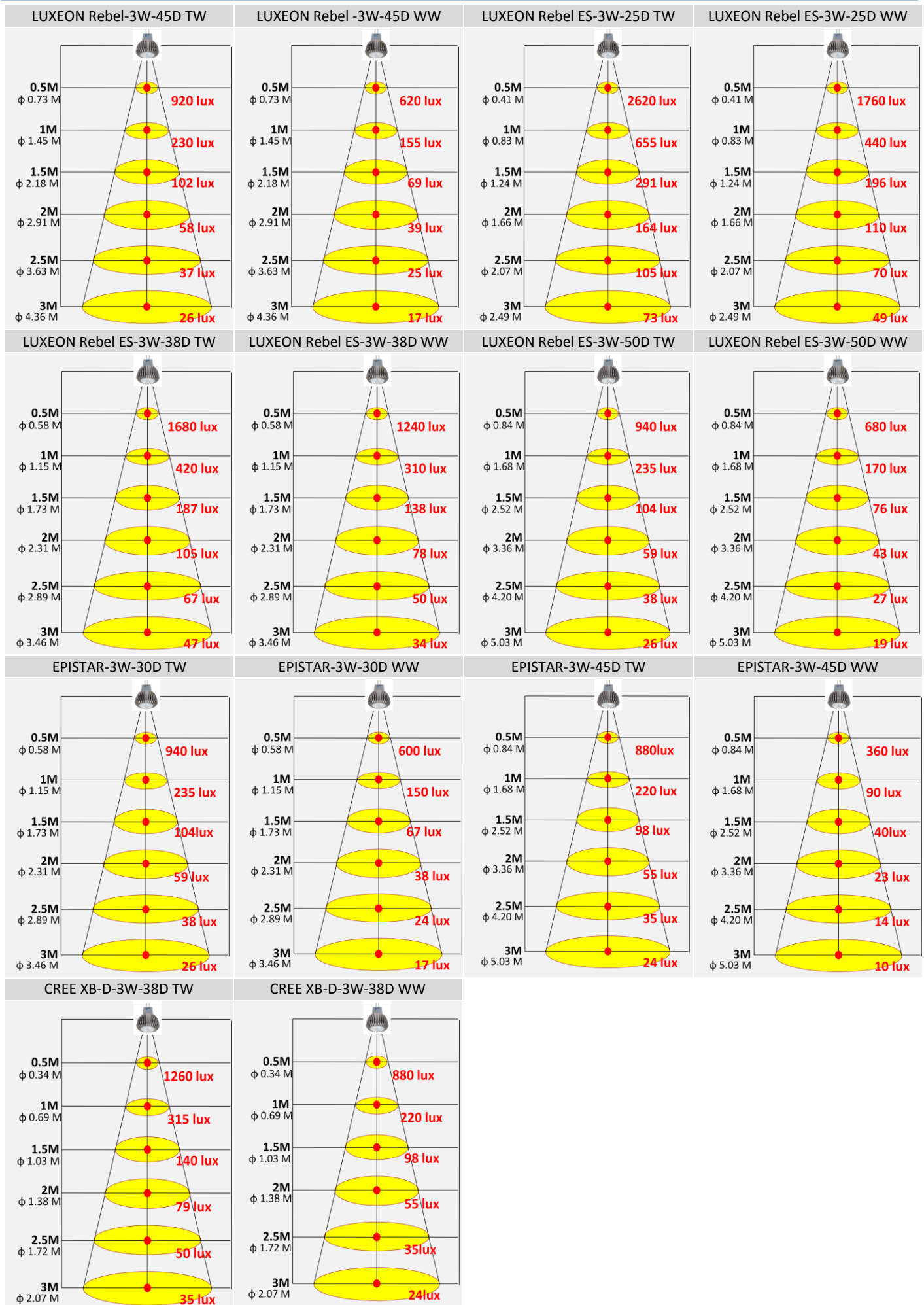
Dominant Wavelength (nm) or Colour Temperature (K)

Correlated Colour Temperature	Min.	Typ.	Max.
True White	4500K	6500K	10000K
Natural White	3500K	4100K	4500K
Warm White	2540K	3100K	3500K

Illuminance at Distance

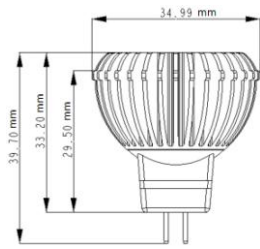


Illuminance at Distance



Mechanical Dimensions

MR11 Standard Design



MR11 Mini

