




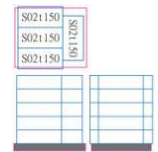




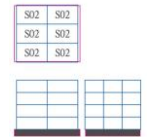
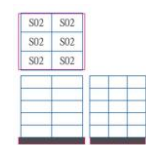



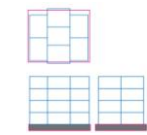
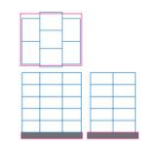
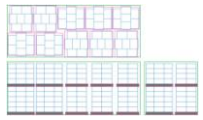



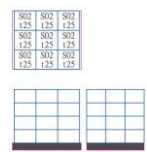




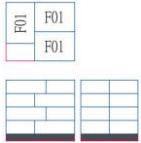











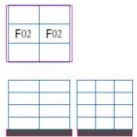


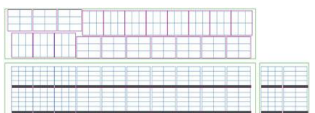


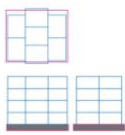
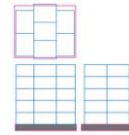




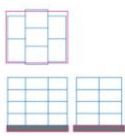
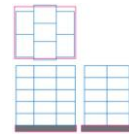
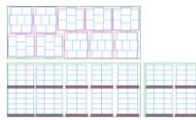



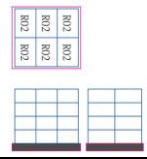
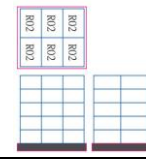




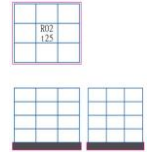
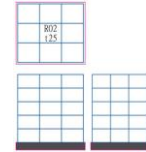




Model Name	Box Dimension (cm)	Box Weight	Pallet Dimension (cm)	Pallet Weight	Pallet Dimension (cm)	Pallet Weight	20" Container (cm)	40" Container (cm)			
Street Light - S01	76.5 x 33.5 x 32.5	14.5 Kg	120 x 101 x 110	174 Kg (N.W.) Kg (G.W.)			590 x 235 x 239	1203 x 235 x 239			
 					NO						
			12 pcs				12pcs x 20 Pallets		240 pcs		12pcs x 42 Pallets
Street Light - S02t150	75 x 35 x 23	10.5 Kg	120 x 105 x 104	168 Kg (N.W.) Kg (G.W.)	120 x 105 x 127	210 Kg (N.W.) Kg (G.W.)	590 x 235 x 239	1203 x 235 x 239			
 											
			16 pcs		20 pcs		16pcs x 10 Pallets 20pcs x 10 Pallets		360 pcs		16pcs x 21 Pallets 20pcs x 21 Pallets
Street Light - S02t100 / t75	56 x 35 x 23	7 Kg	120 x 105 x 104	168 Kg (N.W.) Kg (G.W.)	120 x 105 x 127	210 Kg (N.W.) Kg (G.W.)	590 x 235 x 239	1203 x 235 x 239			
 											
			24 pcs		30 pcs		24pcs x 10 Pallets 30pcs x 10 Pallets		540 pcs		24pcs x 21 Pallets 30pcs x 21 Pallets
Street Light - S02t50	44 x 35 x 23	5.5 Kg	120 x 105 x 104	154 Kg (N.W.) Kg (G.W.)	120 x 105 x 127	874.5 Kg (N.W.) Kg (G.W.)	590 x 235 x 239	1203 x 235 x 239			
 											
			28 pcs		35 pcs		28pcs x 10 Pallets 35pcs x 10 Pallets		630 pcs		28pcs x 21 Pallets 35pcs x 21 Pallets
Street Light - S02t25	38 x 35 x 23	4.5 Kg	120 x 105 x 104	162 Kg (N.W.) Kg (G.W.)	120 x 105 x 127	202.5 Kg (N.W.) Kg (G.W.)	590 x 235 x 239	1203 x 235 x 239			
 											
			36 pcs		45 pcs		36pcs x 10 Pallets 45pcs x 10 Pallets		810 pcs		36pcs x 21 Pallets 45pcs x 21 Pallets

Model Name	Box Dimension (cm)	Box Weight	Pallet Dimension (cm)	Pallet Weight	Pallet Dimension (cm)	Pallet Weight	20" Container (cm)	40" Container (cm)
FloodLight - F01	70 x 50 x 23	15 Kg	120 x 100 x 105	180 Kg (N.W.) Kg (G.W.)	120 x 100 x 127	240 Kg (N.W.) Kg (G.W.)	590 x 235 x 239	1203 x 235 x 239
								
			12 pcs	15 pcs	12pcs x 10 Pallets 15pcs x 10 Pallets	270 pcs	12pcs x 21 Pallets 15pcs x 21 Pallets	567 pcs
FloodLight - F02t150	75 x 35 x 23	10.5 Kg	120 x 105 x 104	168 Kg (N.W.) Kg (G.W.)	120 x 105 x 127	210 Kg (N.W.) Kg (G.W.)	590 x 235 x 239	1203 x 235 x 239
								
			16 pcs	20 pcs	16pcs x 10 Pallets 20pcs x 10 Pallets	360 pcs	16pcs x 21 Pallets 20pcs x 21 Pallets	756 pcs
FloodLight - F02t100 / t75	56 x 35 x 23	7 Kg	120 x 105 x 104	168 Kg (N.W.) Kg (G.W.)	120 x 105 x 127	210 Kg (N.W.) Kg (G.W.)	590 x 235 x 239	1203 x 235 x 239
								
			24 pcs	30 pcs	24pcs x 10 Pallets 30pcs x 10 Pallets	540 pcs	24pcs x 21 Pallets 30pcs x 21 Pallets	1134 pcs
FloodLight - F02t50	44 x 35 x 23	5.5 Kg	120 x 105 x 104	154 Kg (N.W.) Kg (G.W.)	120 x 105 x 127	874.5 Kg (N.W.) Kg (G.W.)	590 x 235 x 239	1203 x 235 x 239
								
			28 pcs	35 pcs	28pcs x 10 Pallets 35pcs x 10 Pallets	630 pcs	28pcs x 21 Pallets 35pcs x 21 Pallets	1323 pcs
FloodLight - F02t25	38 x 35 x 23	4.5 Kg	120 x 105 x 104	126 Kg (N.W.) Kg (G.W.)	120 x 105 x 127	157.5 Kg (N.W.) Kg (G.W.)	590 x 235 x 239	1203 x 235 x 239
								
			36 pcs	45 pcs	36pcs x 10 Pallets 45pcs x 10 Pallets	810 pcs	36pcs x 21 Pallets 45pcs x 21 Pallets	1701 pcs



Model Name	Box Dimension (cm)	Box Weight	Pallet Dimension (cm)	Pallet Weight	Pallet Dimension (cm)	Pallet Weight	20" Container (cm)	40" Container (cm)		
Recessed Light - R02t100 / t75 / t50	47 x 37 x 22	6 Kg	120 x 100 x 100	144 Kg (N.W.) Kg (G.W.)	120 x 100 x 122	180 Kg (N.W.) Kg (G.W.)	590 x 235 x 239	1203 x 235 x 239		
 										
			24 pcs		30 pcs		24pcs x 10 Pallets 30pcs x 10 Pallets	540 pcs	24pcs x 21 Pallets 30pcs x 21 Pallets	1134 pcs
Recessed Light - R02t25 / R20t25a	37 x 30 x 22	3.5 Kg	120 x 100 x 100	126 Kg (N.W.) Kg (G.W.)	120 x 100 x 122	157.5 Kg (N.W.) Kg (G.W.)	590 x 235 x 239	1203 x 235 x 239		
 										
			36 pcs		45 pcs		36pcs x 10 Pallets 45pcs x 10 Pallets	810 pcs	36pcs x 21 Pallets 45pcs x 21 Pallets	1701 pcs

Information in this document is subject to change without notice.

Other products and companies referred to herein are trademarks or registered trademarks of their respective companies or mark holders.

此材積表使用120cmX100cmX12cm之棧板堆疊計算。

浩然科技股份有限公司 將保留修改、變更產品資訊內容之權利。

16F-8., No.2, Jian 8th Rd., Zhonghe Dist., New Taipei City 235, Taiwan (R.O.C.)

TEL : +886-2-8226-1289 FAX : +886-2-8226-9066

E-mail : info@aeonlighting.com

AUG. 2011