

PAR30



ALTLED®  
**Asteria**  
Series

Specification Sheet

## Product Introduction

ASTERIA is a minor planet that orbits the Sun, and also considered in the Greek Mythology as the Amazon that defeat the all mighty Heracles. ALT's ASTERIA can be presented as a strong, smart and efficient light bulb. ALT's Asteria PAR Series is the most efficient and brightest LED for general lighting solution in the market, and is indeed the first high power LED to achieve the requirements in a safe, durable, and resourceful way. Concededly it is perfect for brightening up wide areas, including your living room, lobbies in Hotels, and dining areas in restaurants. Living wisely it allows you to reduce a considerable amount of energy consumption and maintenance costs, and at the same time provide a beautiful, elegant atmosphere. Simple and easy to install, also guaranteed by our engineers to last up to 50,000 hours, Asteria PAR series are beautifully designed and will make a big difference in any ambient it is installed. More importantly, Asteria PAR Series has been certified by the most important safety certification organisations, such as UL, LASER, PSE, RoHS, CE and FCC. All these provide a relieved safety environment to where it's applied.

## Certificates



## Features

- ✓ Elegant, rich and long-lasting lighting output ideal for Interior design.
- ✓ High density aluminum increase heat dissipation.
- ✓ Up to 90% energy saving compared to standard halogen lamp.

## Application

- ✓ Shop Lighting
- ✓ Commercial Lighting
- ✓ Boutique Lighting
- ✓ Illumination Lighting
- ✓ Hotel Lighting



## Specifications

Item	Specification	Details
Output	Beam Angle	38°, 60°, 90°, 100°, 135°
	Colour Range	TW / NW / WW
	Lumen Maintenance	50,000 hours
Electrical	Input Voltage	100 ~ 277V AC 24V DC
	Power Factor	> 0.9
	Power Consumption	15, 20 Watts
Physical	Bases	· E26 / 24 (US) · E26 / 27 (EURO)
	Weight	14.10 oz. ( 400 g )
	Lens	Optics PMMA
	Operating Temperature	-4° F to 104° F (-20°C to 40°C) -85° F to 104° F (-65°C to 40°C) (Optional)
	Humidity	0 – 95%, non-condensing
Certification and Safety	Certifications	PSE, Laser Testing, RoHS, UL CE , FCC, REACH, LVD ,C-Tick
	Environment	Not for use in totally enclosed fixtures Suitable for damp location
	Warranty	3 years
<b>Two Million Worldwide Product Liability Insurance.</b>		

## Optical Characteristics

Dominant Wavelength (nm) or Colour Temperature (K)

### CREE LED chips

Correlated Colour Temperature	Min.	Typ.	Max.
True White	4550K	6000K	10000K
Natural White	3250K	4000K	4750K
Warm White	2100K	3000K	3500K

### LUXEON LED chips

Correlated Colour Temperature	Min.	Typ.	Max.
True White	5000K	6000K	6500K
Natural White	3500K	4500K	5000K
Warm White	2700K	3000K	3500K

### BRIDGELUX LED chips

Correlated Colour Temperature	Min.	Typ.	Max.
True White	4750K	5600K	7000K
Natural White	3700K	4100K	4750K
Warm White	2850K	3000K	3700K

### EPISTAR LED chips

Correlated Colour Temperature	Min.	Typ.	Max.
True White	5000K	5500K	5700K
Warm White	2870K	3000K	3220K

## Chipset Luminous Flux

Chipsets	CREE XT-E	
Power Consumption	15W	20W
Beam Angle	10%	
True White	CRI 70	60° / 90° / 100° / 135°
Natural White	CRI 80	100° / 135°
Warm White	CRI 80	1600 lm
	CRI 80	2000 lm
	CRI 80	1300 lm
Warm White	CRI 80	1150 lm
	CRI 80	1450 lm
	CRI 90	1000 lm (2200K)
Warm White	CRI 90	1250 lm (2200K)
	CRI 90	920 lm
Warm White	CRI 90	1160 lm

Chipsets	LUXEON Rebel ES	
Power Consumption	15W	20W
Beam Angle	10%	
True White	CRI 80	100° / 135°
Natural White	CRI 80	1400 lm
Warm White	CRI 80	1850 lm
	CRI 80	1150 lm
Warm White	CRI 80	1550 lm
	CRI 80	1000 lm
Warm White	CRI 90	1350 lm
	CRI 90	800 lm
Warm White	CRI 90	1090 lm

Chipsets	CREE XB-D	
Power Consumption	15W	
Beam Angle	10%	
True White	CRI 70	38° / 60° / 90° / 100° / 135°
Natural White	CRI 80	1400 lm
Warm White	CRI 80	1150 lm
	CRI 80	1000 lm

Chipsets	EPISTAR	
Power Consumption	15W	
Beam Angle	10%	
True White	CRI 98	100° / 135°
Warm White	CRI 98	680 lm
	CRI 98	520 lm

Chipsets	Lumileds - LUXEON Q	
Power Consumption	15W	20W
Beam Angle	10%	
True White	CRI 80	100° / 135°
Natural White	CRI 80	1650 lm
Warm White	CRI 80	2050 lm
	CRI 80	1400 lm
Warm White	CRI 80	1750 lm
	CRI 80	1200 lm
Warm White	CRI 80	1500 lm

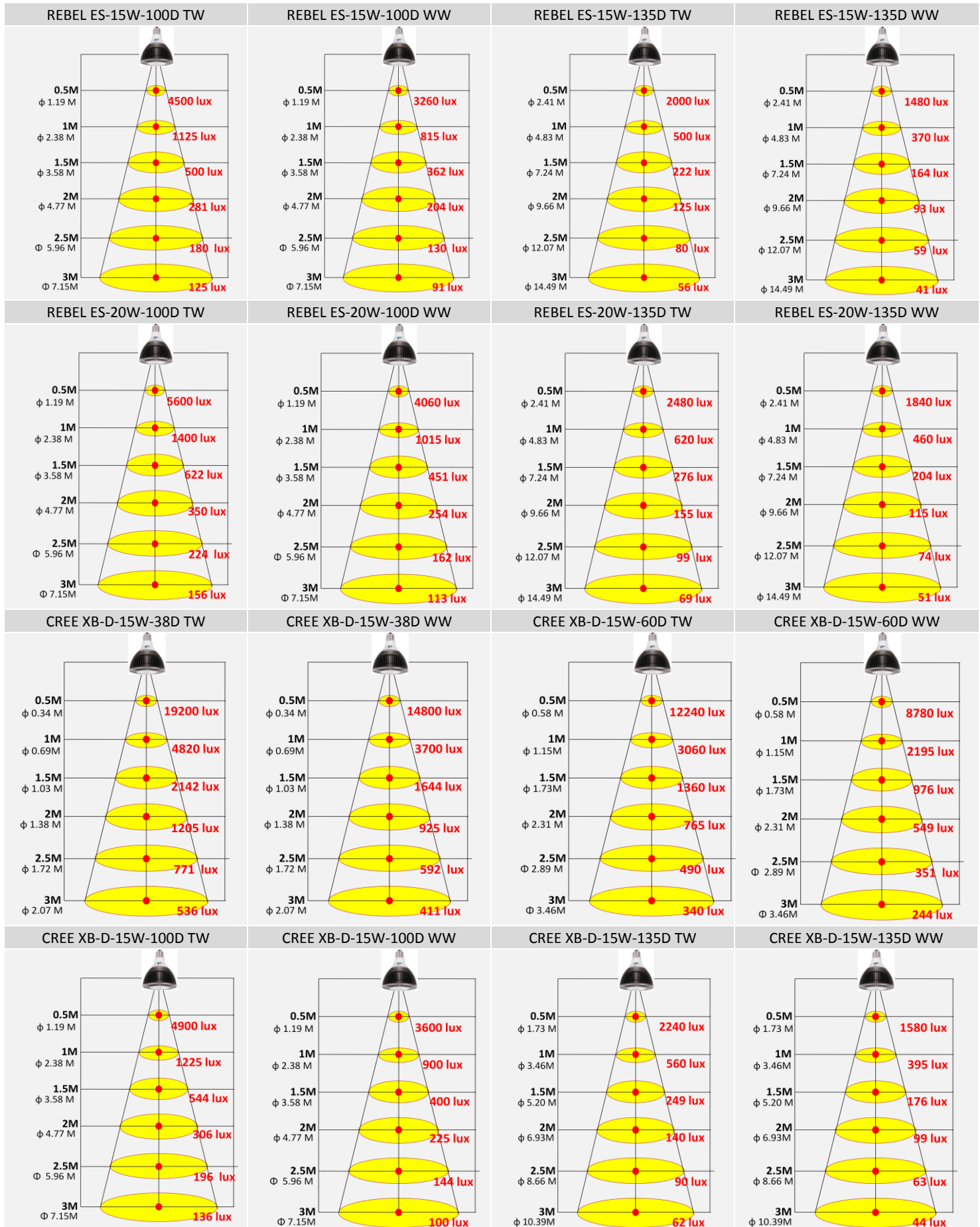
Chipsets	OSRAM Square	
Power Consumption	15W	20W
Beam Angle	10%	
True White	CRI 70	100° / 135°
Natural White	CRI 70	1650 lm
Warm White	CRI 70	2200 lm
	CRI 70	1450 lm
Warm White	CRI 80	1900 lm
	CRI 80	1200 lm
Warm White	CRI 80	1600 lm
	CRI 80	960 lm (2400K)
Warm White	CRI 92	1300 lm (2400K)
	CRI 92	960 lm
Warm White	CRI 92	1300 lm

Chipsets	LUXEON Tx	
Power Consumption	15W	20W
Beam Angle	10%	
True White	CRI 70	100° / 135°
Natural White	CRI 70	1650 lm
Warm White	CRI 70	2200 lm
	CRI 70	1450 lm
Warm White	CRI 80	1900 lm
	CRI 80	1200 lm
Warm White	CRI 80	1600 lm

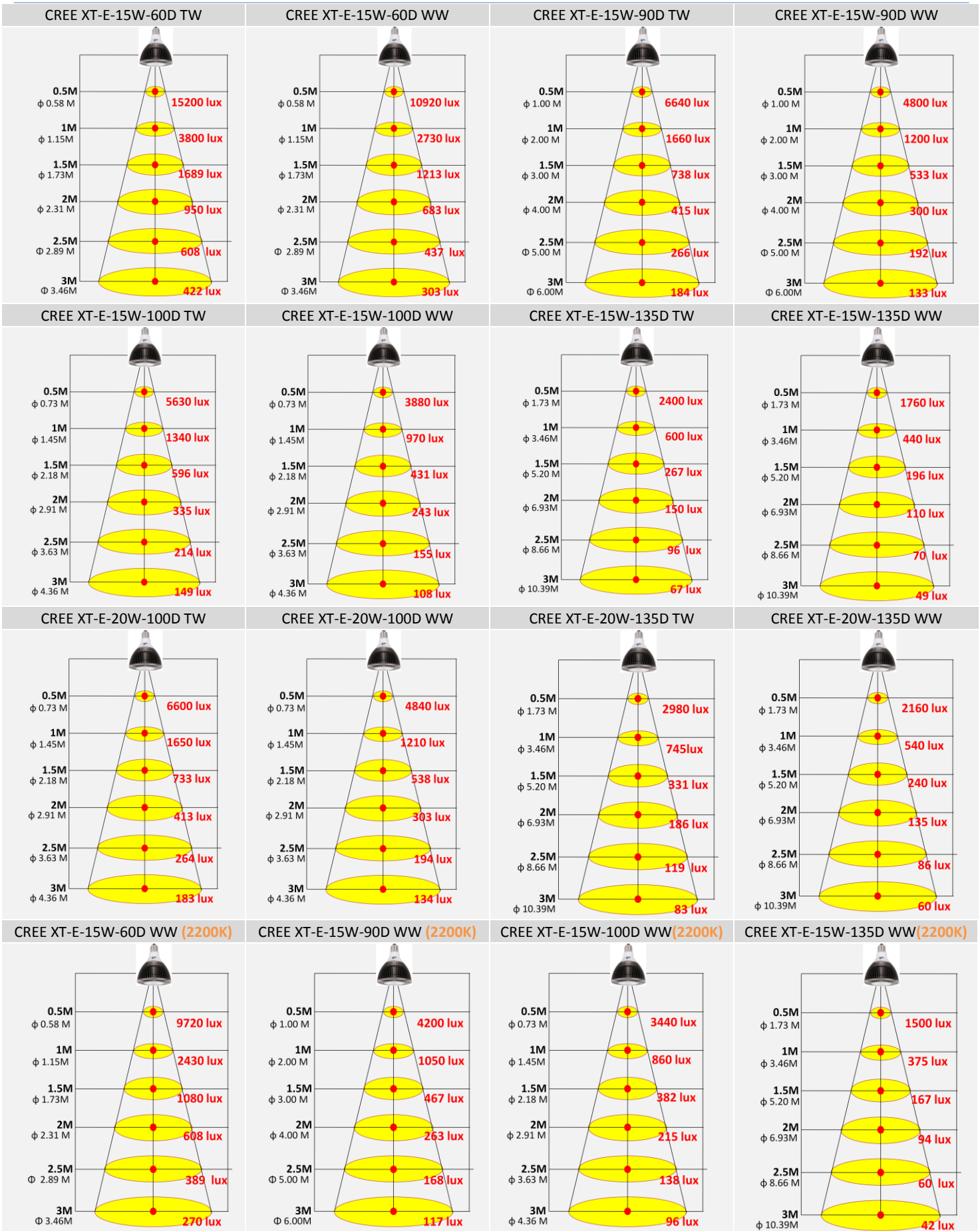
Chipsets	CREE XP-L	
Power Consumption	15W	20W
Beam Angle	10%	
True White	CRI 65	100° / 135°
Natural White	CRI 75	1850 lm
Warm White	CRI 75	2500 lm
	CRI 75	1650 lm
Warm White	CRI 80	2250 lm
	CRI 80	1500 lm
Warm White	CRI 80	2050 lm


※All Chipset Luminous Flux Data are indicated in max value

# Illuminance at Distance



# Illuminance at Distance

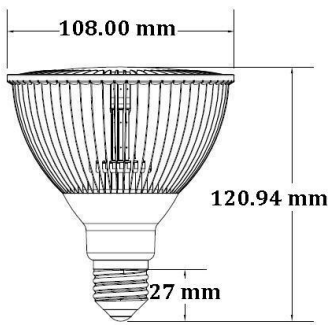




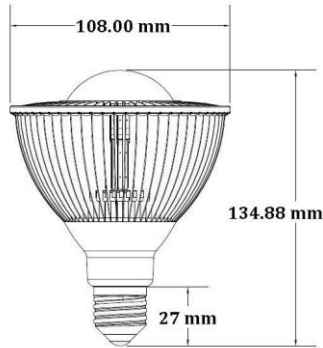
## Mechanical Dimensions

### P01

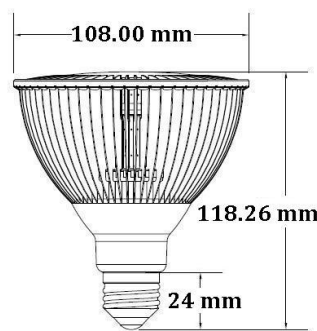
**E26/27(EURO)**  
Beam Angle 25°, 38°, 60°, 90°, 135°



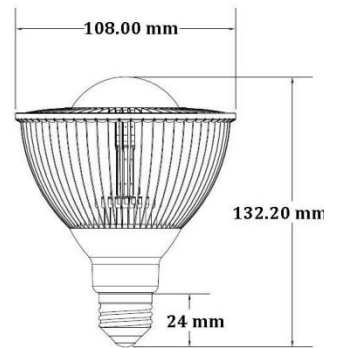
**E26/27(EURO)**  
Beam Angle 100°



**E26/24(US)**  
Beam Angle 25°, 38°, 60°, 90°, 135°

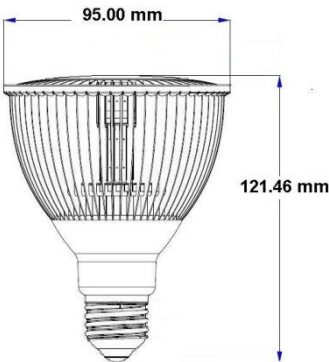


**E26/24(US)**  
Beam Angle 100°

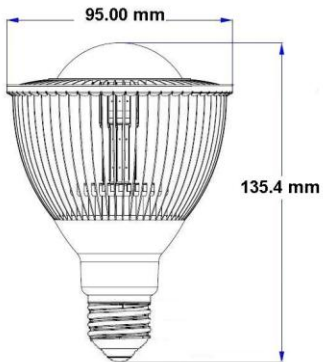


### P02

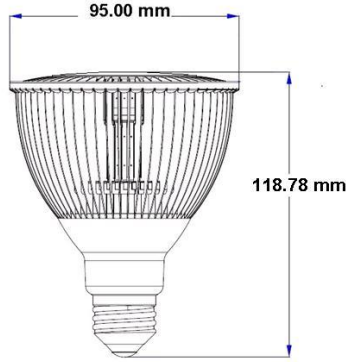
**E26/27(EURO)**  
Beam Angle 25°, 38°, 60°, 90°, 135°



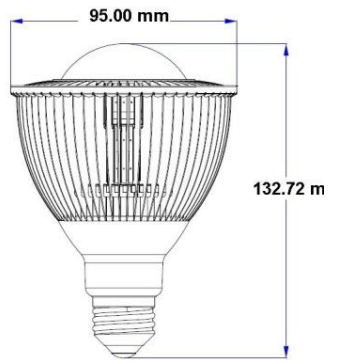
**E26/27(EURO)**  
Beam Angle 100°



**E26/24(US)**  
Beam Angle 25°, 38°, 60°, 90°, 135°



**E26/24(US)**  
Beam Angle 100°



Aeon Lighting Technology Inc.  
16F-8., No.2, Jian 8th Rd., Zhonghe Dist.,  
New Taipei City 235, Taiwan (R.O.C.)  
Tel +886-2-8226-1289  
Fax +886-2-8226-9066  
www.aeonlighting.com

